


## SPECIFICATION

- Part No. : **EMPCB.SMAFSTJ.B.HT**
- Product Name : SMA (F) Jack For Edge PCB Mount
- Feature : SMA(F) Jack  
Straight Edge Mount PCB Jack  
Frequency Range: 12.4GHz  
Finish: Gold  
Leg Length: 3.8mm  
Total Length: 13.3mm  
**RoHS Compliant**



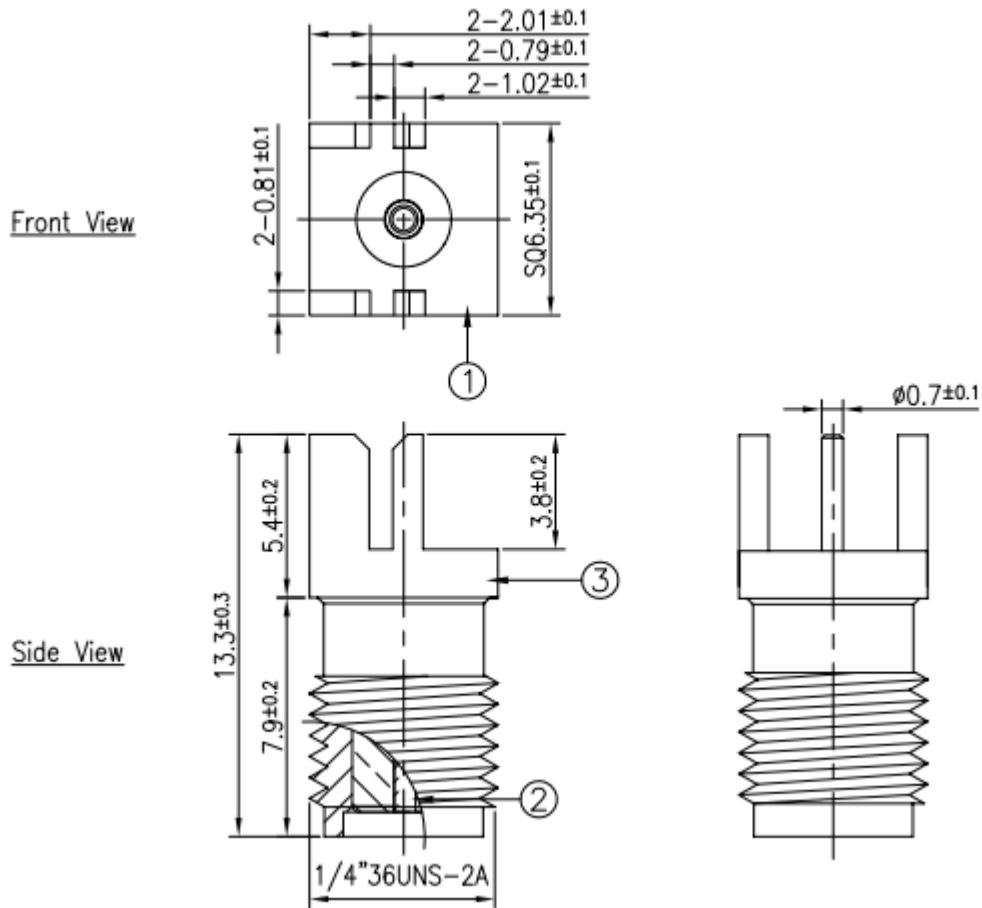
# 1. Introduction

The EMPCB.SMAFSTJ.B.HT connector was designed to be mounted on a PCB edge. The edge mount configuration allows the connector to be easily slotted onto a PCB board; the maximum thickness of PCB that the connector can be used with is 0.8mm. The connector pin is directly soldered onto pads on the PCB. The connector is a standard SMA (F) Jack. The SMA connector is the most popular type connector for RF applications. Taoglas connectors are all RoHS compliant.

# 2. Specification

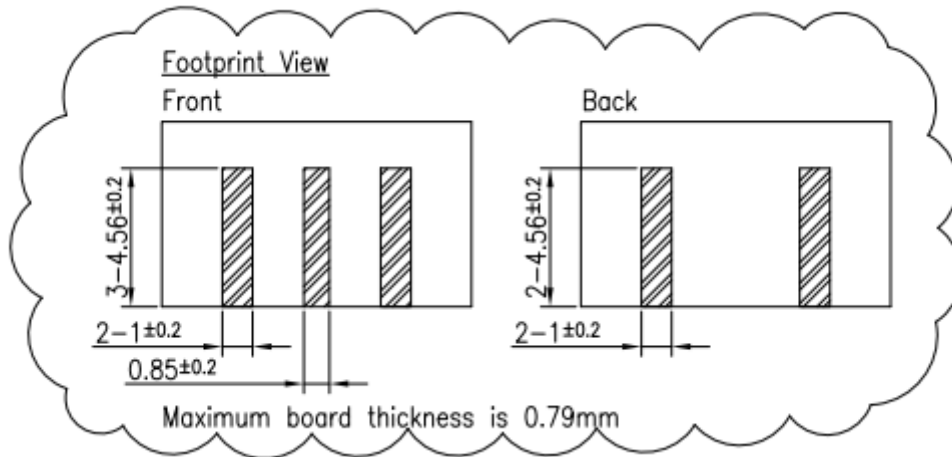
ELECTRICAL	
Impedance	50Ω
Frequency Range	0~12.4 GHz
Working Voltage	Max. 335 Vrms
Insulation Resistance	Min. 5000M ohms
MECHANICAL	
Connector Dimension	6.35 X 6.35 X13.3 mm
Max. Thickness PCB acceptable	0.8 mm
Connector Pin Diameter	0.76 mm
Connector Type	SMA (F) to PCB Edge Mounted
ENVIRONMENTAL	
RoHS compliant	
Operating Temperature	-40°C to +85°C

### 3. Connector Drawing



	Name	Material	Finish	QTY
1	Body	Brass	Gold	1
2	Pin	Brass	Gold	1
3	Insulator	Teflon	White	1

### 3.1 Footprint



Taoglas makes no warranties based on the accuracy or completeness of the contents of this document and reserves the right to make changes to specifications and product descriptions at any time without notice. Taoglas reserves all rights to this document and the information contained herein. Reproduction, use or disclosure to third parties without express permission is strictly prohibited. Copyright © Taoglas Ltd.